

03		MAT. P/INSTALAÇÕES DE GÁS		
0315		MATERIAL PARA GÁS "G.P.L." & "G.N"		
031500		TUBOS POLIETILENO PEAD P/GÁS		
03150001		TUBOS POLIETILENO PEAD 80 P/GÁS		
03.15.00.01.020	TUBO POLIETILENO PEAD P/GAS 20	MTS	0.76	N/I
03.15.00.01.025	TUBO POLIETILENO PEAD P/GAS 25	MTS	0.98	N/I
03.15.00.01.032	TUBO POLIETILENO PEAD P/GAS 32	MTS	1.30	N/I
03.15.00.01.040	TUBO POLIETILENO PEAD P/GAS 40	MTS	2.00	N/I
03.15.00.01.050	TUBO POLIETILENO PEAD P/GAS 50	MTS	3.10	N/I
03.15.00.01.063	TUBO POLIETILENO PEAD P/GAS 63	MTS	4.90	N/I
03.15.00.01.075	TUBO POLIETILENO PEAD P/GAS 75	MTS	S/Cons.	N/I
03.15.00.01.090	TUBO POLIETILENO PEAD P/GAS 90	MTS	9.91	N/I
03.15.00.01.110	TUBO POLIETILENO PEAD P/GAS 110	MTS	14.71	N/I
03.15.00.01.125	TUBO POLIETILENO PEAD P/GAS 125	MTS	S/Cons.	N/I
03.15.00.01.160	TUBO POLIETILENO PEAD P/GAS 160	MTS	S/Cons.	N/I
03.15.00.01.200	TUBO POLIETILENO PEAD P/GAS 200	MTS	S/Cons.	N/I
031501		CAIXAS/CONTADORES P/GAS		
03150101		CAIXAS P/GAS EM POLYESTER		
03.15.01.01.02	CAIXA.POLY.ENT.EDIF.CCG1 GN 48X35X19	UNI	32.60	N/I
03.15.01.01.03	CAIXA CONT.MORADIA CCG2 GN 51X52X22	UNI	45.20	N/I



03150102		CALHAS C/PERFIL "L" E "U"		
03.15.01.02.U050050	CALHA C/PERFIL "U" 50X50X50	MTS	11.28	N/I
03.15.01.02.U050100	CALHA C/PERFIL "U" 50X100X50	MTS	12.88	N/I
03.15.01.02.U050120	CALHA C/PERFIL "U" 50X120X50	MTS	8.40	N/I
03.15.01.02.U050150	CALHA C/PERFIL "U" 50X150X50	MTS	18.20	N/I
03.15.01.02.U050200	CALHA C/PERFIL "U" 50X200X50	MTS	19.20	N/I
03.15.01.02.U080080	CALHA C/PERFIL "U" 80X80X80	MTS	13.42	N/I
03.15.01.02.U080110	CALHA C/PERFIL "U" 80X110X80	MTS	15.28	N/I
03150103		CAIXAS METALICAS P/GAS		
03.15.01.03.CE3800750	CAIXA METAL.CANTO EXT.1 CONT 400X700	UNI	46.45	N/I
03.15.01.03.CE3801500	CAIXA METAL.CANTO EXT.3 CONT 380X1500	UNI	69.33	N/I
03.15.01.03.CE3801900	CAIXA METAL.CANTO EXT.4 CONT 380X1900	UNI	97.27	N/I
03.15.01.03.HE0800400	CAIXA METAL.HORIZ.EXT.2 CONT800X400	UNI	66.20	N/I
03.15.01.03.HE0800500	CAIXA METAL.HORIZ.EXT.2 CONT800X500	UNI	81.20	N/I
03.15.01.03.HE1200500	CAIXA METAL.HORIZ.EXT.3 CONT1200X500	UNI	88.00	N/I
03.15.01.03.HI0400300	CAIXA METAL.GAS HORIZONT.IMB.400X300	UNI	17.95	N/I
03.15.01.03.HI0800500	CAIXA METAL.HORIZ.IMB.2 CONT 800X500	UNI	58.00	N/I
03.15.01.03.HI1200500	CAIXA METAL.HORIZ.IMB.3 CONT 1200X500	UNI	97.67	N/I
03.15.01.03.VC2500250	CAIXA METAL.VERT.IMB.P/V.CORTE 250X250	UNI	22.12	N/I
03.15.01.03.VC2500300	CAIXA METAL.VERT.IMB.P/V.CORTE 250X300	UNI	22.20	N/I
03.15.01.03.VC2500350	CAIXA METAL.VERT.IMB.P/V.CORTE 250X350	UNI	24.78	N/I
03.15.01.03.VC3000400	CAIXA METAL.VERT.IMB.P/V.CORTE 300X400	UNI	26.32	N/I
03.15.01.03.VC6000600	CAIXA METAL.VERT.IMB.P/V.CORTE 600X600	UNI	109.48	N/I
03.15.01.03.VE4000500	CAIXA METAL.VERT.EXT.1 CONT 400X500	UNI	25.43	N/I
03.15.01.03.VE4000800	CAIXA METAL.VERT.EXT.2 CONT 400X800	UNI	65.29	N/I
03.15.01.03.VE4001200	CAIXA METAL.VERT.EXT.3 CONT 400X1200	UNI	85.20	N/I
03.15.01.03.VE4001600	CAIXA METAL.VERT.EXT.4 CONT 400X1600	UNI	98.76	N/I
03.15.01.03.VE8001600	CAIXA METAL.VERT.EXT.8 CONT800X1600	UNI	157.12	N/I
03.15.01.03.VI4000500	CAIXA METAL.VERT.IMB.1 CONT 400X500	UNI	31.19	N/I
03.15.01.03.VI4000800	CAIXA METAL.VERT.IMB.2 CONT 400X800	UNI	68.29	N/I
03.15.01.03.VI4001200	CAIXA METAL.VERT.IMB.3 CONT 400X1200	UNI	85.20	N/I
03.15.01.03.VI4001600	CAIXA METAL.VERT.IMB.4 CONT 400X1600	UNI	127.26	N/I
03.15.01.03.VI5000800	CAIXA METAL.VERT.IMB.2 CONT 500X800	UNI	68.29	N/I
03.15.01.03.VI5001200	CAIXA METAL.VERT.IMB.3 CONT 500X1200	UNI	107.13	N/I
03.15.01.03.VI5001600	CAIXA METAL.VERT.IMB.4 CONT 500X1600	UNI	114.32	N/I



+351 244 800 160
+351 244 802 323




geral@canalcentro.pt
info@canalcentro.pt



R. do Bailadouro s/nº,
2410-211 Pousos



031501 CAIXAS/CONTADORES P/GAS				
	03150104	PORTAS METALICAS C/ARO P/GAS		
	03.15.01.04.025025	PORTA METAL.C/ARO P/GAS 250X250	UNI	15.68 N/I
	03.15.01.04.025030	PORTA METAL.C/ARO P/GAS 250X300	UNI	16.10 N/I
	03.15.01.04.025035	PORTA METAL.C/ARO P/GAS 250X350	UNI	15.35 N/I
	03.15.01.04.030025	PORTA METAL.C/ARO P/GAS 300X250	UNI	16.50 N/I
	03.15.01.04.030040	PORTA METAL.C/ARO P/GAS 300X400	UNI	23.94 N/I
	03.15.01.04.035030	PORTA METAL.C/ARO P/GAS 350X300	UNI	23.95 N/I
	03.15.01.04.035050	PORTA METAL.C/ARO P/GAS 350X500	UNI	24.95 N/I
	03.15.01.04.040050	PORTA METAL.C/ARO P/GAS 400X500	UNI	18.90 N/I
	03.15.01.04.050012	PORTA METAL.C/ARO P/GAS 500X1200	UNI	70.00 N/I
	03.15.01.04.058058	PORTA METAL.C/ARO P/GAS 580X580	UNI	53.49 N/I
	03.15.01.04.080050	PORTA METAL.C/ARO P/GAS 800X500	UNI	63.42 N/I
	03.15.01.04.080070	PORTA METAL.C/ARO P/GAS 800X700	UNI	103.18 N/I
	03150105	CONTADORES P/G.N.		
03.15.01.05.01	CONTADOR P/G.N. G4 11/4	UNI	63.31 N/I	



	03150106	CONTADORES P/G.P.L.		
	03.15.01.06.01	CONTADOR P/G.P.L. 7/8	UNI	60.31 N/I
	03.15.01.06.02	CONTADOR SAMGAS P.MAX.500MBAR G10 11/4	UNI	200.49 N/I
	03150108	CONTADORES GAS MODELO G		
	03.15.01.08.G06	CONTADOR GAS G6 250MM 0.5 BAR	UNI	139.09 N/I
	03.15.01.08.G16	CONTADOR GAS G16 250MM 0.5 BAR	UNI	308.18 N/I
	03150115	EMISSORES IMPULSOS P/CONTADORES GAS		
	03.15.01.15.01	EMISSOR IMPULSOS P/CONTADOR GAS	UNI	57.27 N/I

031502 TUBOS & REDE E FITA SINALIZAÇÃO

	03150201	TUBOS BORRACHA P/GAS		
	03.15.02.01.01	TUBO BORRACHA P/GAS BUTANO 1/2	MTS	1.02 N/I
	03.15.02.01.02	TUBO BORRACHA P/GAS PROPANO 1/2	MTS	6.25 N/I
	03.15.02.01.03	TUBO BORRACHA P/GAS NATURAL 12-19MM	MTS	1.40 N/I
	03.15.02.01.04	TUBO BORR. P/GAS BUTANO BRANCO	MTS	2.00 N/I


	03150202	REDE DE SINALIZAÇÃO		
	03.15.02.02.01	REDE SINALIZAÇÃO VERDE 30 CM (MTS)	MTS	0.36 N/I
	03.15.02.02.02	REDE SINALIZAÇÃO AZUL AGUAS (MTS)	MTS	0.36 N/I
	03.15.02.02.020	REDE SINALIZAÇÃO AZUL C/DETECTOR (MTS)	MTS	0.45 N/I
	03.15.02.02.03	REDE SINALIZAÇÃO GAS AMARELA (100MTS)	MTS	0.36 N/I
	03.15.02.02.04	REDE SINALIZAÇÃO VERMELHA (100 MTS)	MTS	0.36 N/I
	03.15.02.02.05	REDE SINALIZAÇÃO CASTANHA ESGOTOS (MTS)	MTS	0.36 N/I
	03.15.02.02.050	REDE SINALIZ. CASTANHA C/DETECTOR (MTS)	MTS	0.45 N/I
	03.15.02.02.06	REDE SINALIZAÇÃO LARANJA (C/1MT ALT)	MTS	0.74 N/I


	03150204	FITAS DE SINALIZAÇÃO		
	03.15.02.04.01	FITA SINALIZAÇÃO AMARELA GAS (KG)	KG	4.30 N/I
	03.15.02.04.02	FITA SINALIZAÇÃO VERDE TELECOM (KG)	KG	4.10 N/I
	03.15.02.04.03	FITA SINALIZAÇÃO VERMELHA EDP (KG)	KG	4.10 N/I
	03.15.02.04.04	FITA SINALIZAÇÃO CASTANHA ESGOTOS (KG)	KG	4.10 N/I
	03.15.02.04.05	FITA SINALIZAÇÃO AZUL AGUAS (KG)	KG	4.10 N/I
	03.15.02.04.06	FITA SINALIZ. VERM./BRANCA (ROLO 250MTS)	UNI	8.00 N/I
	03.15.02.04.07	FITA SINALIZ. VERM./BRANCA (R.200MTSX48MM)	UNI	5.25 N/I
	03.15.02.04.08	FITA SINALIZ. AMARE/PRETA (R.200MTSX48MM)	UNI	5.00 N/I

	03150205	FITAS DE PROTEÇÃO		
	03.15.02.05.01	FITA DUP. ANTICORR. PROT. 100MM (R. 12 MTS)	UNI	S/Cons. N/I
	03150206	FITAS ADESIVA DE SINALIZAÇÃO		




031502	TUBOS & REDE E FITA SINALIZAÇÃO				
03.15.02.06.01	ROLO FITA ADESIVA AMARE/PRETA 50MM	UNI	20.32	N/I	

031503	LIRAS				
03150301	LIRAS DE BORRACHA REFORÇADAS P/GAS				
03.15.03.01.02	LIRA BORRACHA REFOR.1/4X1/4 F/F 80CM	UNI	5.10	N/I	
03.15.03.01.03	LIRA BORRACHA REFOR.1/4X1/4 F/F 100CM	UNI	6.33	N/I	
03.15.03.01.04	LIRA BOR.REF.1/4 C/PORC.20X1.5ISO 50CM	UNI	5.36	N/I	
03.15.03.01.05	LIRA BOR.REF.1/4 C/PORC.20X1.5ISO 80CM	UNI	6.60	N/I	
03.15.03.01.06	LIRA BOR.REF.1/4 C/PORC.20X1.5ISO 100CM	UNI	7.98	N/I	

031504	ABRACADEIRAS/ TEFLON/ COLAS				
03150401	ABRACADEIRAS GAS				
03.15.04.01.1416	ABRACADEIRA GAS 14-16 2AGAZ14	UNI	0.14	N/I	
03.15.04.01.1618	ABRACADEIRA GAS 16-18 2AGAZ16	UNI	0.17	N/I	
03150402	TEFLONS				
03.15.04.02.01	VEDANTE LIQ. TEFLON PECLOCK	UNI	22.05	N/I	

03150403	COLAS P/ACESSORIOS GAS				
03.15.04.03.01	COLA P/GAS LOCTITE UNIV.574	UNI	17.46	N/I	

031505	MANOMETROS				
03150501	MANOMETROS P/GAS				
03.15.05.01.01	MANOMETRO P/GAS 0-60 MBAR	UNI	36.00	N/I	
03.15.05.01.010	MANOMETRO P/GAS 0-100 MBAR	UNI	36.00	N/I	
03.15.05.01.02	MANOMETRO 0-150 MBAR REF.P162800	UNI	36.00	N/I	
03.15.05.01.020	MANOMETRO P/GAS 0-160 MBAR	UNI	36.00	N/I	
03.15.05.01.03	MANOMETRO P/GAS 0-250 MBAR	UNI	36.79	N/I	
03.15.05.01.030	MANOMETRO P/GAS 0-400 MBAR	UNI	36.79	N/I	
03.15.05.01.04	MANOMETRO P/GAS 0-600 MBAR	UNI	36.79	N/I	
03.15.05.01.05	MANOMETRO P/GAS 0-1000 MBAR	UNI	36.00	N/I	
03.15.05.01.07	MANOMETRO 0-10 BAR REF.P162400	UNI	9.50	N/I	

03150502	MANOMETROS P/GAS METAL.BANH.GLICERINA				
03.15.05.02.02	MANOMET.P/GAS METAL.BANH.GLIC.0-4BAR	UNI	11.50	N/I	
03.15.05.02.03	MANOMET.P/GAS METAL.BANH.GLIC.0-25BAR	UNI	11.50	N/I	
03.15.05.02.04	MANOMET.P/GAS METAL.BANH.GLIC.0-2,5BAR	UNI	11.50	N/I	
03.15.05.02.05	MANOMET.P/GAS METAL.BANH.GLIC.0-10BAR	UNI	11.50	N/I	
03.15.05.02.06	MANOMET.P/GAS METAL.BANH.GLIC.0-6BAR	UNI	11.50	N/I	
03.15.05.02.07	MANOMET.P/GAS METAL.BANH.GLIC.0-16BAR	UNI	11.50	N/I	
03.15.05.02.09	MANOMET.P/GAS METAL.BANH.GLIC.0-40BAR	UNI	15.00	N/I	

031506	SPRAY P/FUGAS GAS				
03150601	SPRAY P/FUGAS GAS				
03.15.06.01.150	SPRAY DETECT.FUGAS GAS 150ML	UNI	5.68	N/I	
03.15.06.01.400	P600 SPRAY DETECT.FUGAS GAS 400ML	UNI	6.90	N/I	

031507	JUNTAS				
---------------	---------------	--	--	--	--



+351 244 800 160
+351 244 802 323



geral@canalcentro.pt
info@canalcentro.pt



R. do Bailadouro s/nº,
2410-211 Pousos

031507		JUNTAS			
03150701		JUNTAS NEOPREN			
03.15.07.01.01	JUNTA NEOPREN P/GAS 1/2 4701	UNI	0.14	N/I	
03.15.07.01.02	JUNTA NEOPREN P/GAS 3/4 4702	UNI	0.25	N/I	
03.15.07.01.03	JUNTA NEOPREN P/GAS 1 4703	UNI	0.35	N/I	
03.15.07.01.04	JUNTA NEOPREN P/GAS 1 1/4 4704	UNI	0.38	N/I	
03.15.07.01.05	JUNTA NEOPREN P/GAS 1 1/2 4705	UNI	0.54	N/I	
03.15.07.01.06	JUNTA NEOPREN P/GAS 2 4706	UNI	0.72	N/I	
03.15.07.01.07	JUNTA NEOPREN P/PORCA 7/8 4708	UNI	0.32	N/I	
03.15.07.01.08	JUNTA NEOPREN P/TERM.ABOCARD. 1/2 4700	UNI	0.14	N/I	
03.15.07.01.09	JUNTA NEOPREN P/GAS (12X19X2)	UNI	0.12	N/I	
03.15.07.01.11	JUNTA NEOPREN 1/2X3 MM P/BICHA INOX	UNI	0.16	N/I	
03.15.07.01.12	JUNTA NEOPREN 3/4X3 MM P/BICHA INOX	UNI	0.20	N/I	



031508		LIGACOES			
03150801		LIGACOES P/BORRACHA			
03.15.08.01.01	LIGACAO Y P/BORRACHA	UNI	1.93	N/I	
03.15.08.01.02	LIGACAO T P/BORRACHA	UNI	1.77	N/I	



031509		CASQUILHOS			
03150901		CASQUILHOS ROSCADOS P/GAS			
03.15.09.01.01	CASQUILHO DUPLO 1/4 NPT	UNI	0.74	N/I	
03.15.09.01.02	CASQUILHO DUPLO 3/8 NPT	UNI	1.45	N/I	
03.15.09.01.03	CASQUILHO DUPLO 1/2 NPT	UNI	2.22	N/I	
03.15.09.01.04	CASQUILHO DUPLO 3/4 NPT	UNI	4.42	N/I	
03.15.09.01.05	CASQ. DUPLO 20X1,5 ISO NPT	UNI	1.07	N/I	
03.15.09.01.06	CASQ. DUPLO 1/4X(20X1,5 ISO) NPT	UNI	1.28	N/I	
03.15.09.01.07	CASQ. DUPLO 3/8X(20X1,5 ISO) NPT	UNI	1.33	N/I	
03.15.09.01.08	CASQ. DUPLO 1/2X(20X1,5 ISO) NPT	UNI	1.90	N/I	
03.15.09.01.080	CASQ. DUPLO 3/4X(20X1,5 ISO) NPT	UNI	3.00	N/I	
03.15.09.01.081	CASQ. DUPLO 1/2X(20X1,5 ISO) M/F NPT CR	UNI	2.43	N/I	
03.15.09.01.09	CASQ. P/MANOMETRO 1/4 M/F	UNI	0.98	N/I	
03.15.09.01.10	CASQ. TRIPL0 1/4 FX2X1/4 M	UNI	4.96	N/I	
03.15.09.01.11	CASQ. REDUÇAO 3/8 MX1/4 F	UNI	1.73	N/I	
03.15.09.01.12	CASQ. P/RED. B3 C/ROSC. INT. 20X1,5ISO	UNI	1.02	N/I	
03.15.09.01.13	CASQ. TRIPL0 CROM. C/PORC. 20X1,5ISO	UNI	3.67	N/I	
03.15.09.01.14	CASQ. DUPLO 1/4X3/8 NPT	UNI	0.80	N/I	
03.15.09.01.15	CASQ. REDUÇAO 1/4X1/8	UNI	0.80	N/I	
03.15.09.01.16	CASQ. DUPLO 1/2X1/4 M/M NPT	UNI	2.00	N/I	
03.15.09.01.17	CASQ. DUPLO CR. 1/2X1/4 M/F	UNI	1.62	N/I	
03.15.09.01.18	CASQ. TERMINAL P/RED. B3 C/ROSC. M	UNI	1.35	N/I	
03150902		CASQUILHOS ROSCAR/SOLDAR P/GAS			
03.15.09.02.01	CASQ. SOLDAR/ROSCAR 10X(20X1,5ISO)	UNI	1.14	N/I	
03.15.09.02.02	CASQ. SOLDAR/ROSCAR 12X(20X1,5ISO)	UNI	1.14	N/I	
03.15.09.02.03	CASQ. SOLDAR/ROSCAR 15X(20X1,5ISO)	UNI	1.80	N/I	



03150903		CASQUILHOS REDUCAO GN/GPL			
03.15.09.03.01	CASQ. RED. PATER GN/GPL SOP.	UNI	3.50	N/I	
03.15.09.03.02	CASQ. RED. PATER GN/GPL ARCO	UNI	0.94	N/I	



03150904 CASQUILHOS LIGACAO



+351 244 800 160
+351 244 802 323



geral@canalcentro.pt
info@canalcentro.pt



R. do Bailadouro s/nº,
2410-211 Pousos

031509 CASQUILHOS				
03.15.09.04.01	CASQ.LIGAC. 3/4 M.X3/4 F C/POR.LOUCA	UNI	4.74	N/I
031510 TES				
03151001 TES LATAO P/SOLDAR/ROSCAR				
03.15.10.01.01	TE LAT.P/SOLDAR 10	UNI	1.47	N/I
03.15.10.01.02	TE LAT.P/SOLDAR 12	UNI	1.70	N/I
03.15.10.01.03	TE LAT.P/SOLDAR 15	UNI	2.60	N/I
03.15.10.01.04	TE LAT.P/SOLDAR 18	UNI	3.60	N/I
03.15.10.01.05	TE LAT.P/SOLDAR 22	UNI	4.22	N/I
03.15.10.01.06	TE LAT.P/SOLDAR 28	UNI	6.53	N/I
03.15.10.01.07	TE LAT.ROSCADO 1/4 NPT	UNI	2.84	N/I
03.15.10.01.08	TE LAT.ROSCAR/SOLDAR 12X(20X1,5 ISO)NPT	UNI	1.04	N/I
03.15.10.01.09	TE LAT.SOLDAR/ROSCAR 1/8X1/2X18	UNI	2.73	N/I
03.15.10.01.10	TE LAT.SOLDAR/ROSCAR 12X1/8X12	UNI	1.75	N/I
03.15.10.01.11	TE LAT.C/ROSCA 22X1/2X22 M	UNI	2.96	N/I
03.15.10.01.12	TE LAT.C/ROSCA 22X3/4X22 M	UNI	0.00	N/I
03151002 TES LATAO C/PORCA LOUCA "ARCO"				
03.15.10.02.01	TE LAT.C/PORCA LOUCA ARCO 22X1/2X22 3825	UNI	5.46	N/I
03.15.10.02.02	TE LAT.C/PORCA LOUCA ARCO 28X1/2X28 3827	UNI	6.00	N/I
03.15.10.02.03	TE LAT.C/PORCA LOUCA ARCO 22X3/4X22 3829	UNI	5.68	N/I
03.15.10.02.04	TE LAT.C/PORCA LOUCA ARCO 28X3/4X28 3831	UNI	6.18	N/I



031511 CRUZETAS				
03151101 CRUZETAS LATAO				
03.15.11.01.012	CRUZETA LATAO 12	UNI	2.06	N/I
03.15.11.01.015	CRUZETA LATAO 15	UNI	2.40	N/I
03.15.11.01.018	CRUZETA LATAO 18	UNI	3.10	N/I
03.15.11.01.022	CRUZETA LATAO 22	UNI	3.63	N/I



031512 JOELHOS				
03151201 JOELHOS LATAO				
03.15.12.01.01	JOELHO SIMPLES LATAO 12	UNI	1.34	N/I
03.15.12.01.02	JOELHO SIMPLES LATAO 15	UNI	1.71	N/I
03.15.12.01.03	JOELHO SIMPLES LATAO 18	UNI	2.05	N/I
03.15.12.01.04	JOELHO SIMPLES LATAO 22	UNI	3.91	N/I
03.15.12.01.05	JOELHO SIMPLES LATAO 28	UNI	5.49	N/I
03.15.12.01.06	JOELHO LATAO 1/4 ROSC.NPT	UNI	1.87	N/I
03.15.12.01.07	JOELHO LATAO 12X(20X1,5 ISO)	UNI	3.05	N/I



03151202 JOELHOS LATAO C/PORCA LOUCA 3/4 F				
03.15.12.02.01	JOELHO C/PORC.LOUCA CURTO3/4 MX3/4 F	UNI	13.14	N/I
03.15.12.02.02	JOELHO C/PORC.LOUCA LONGO 3/4 MX3/4 F	UNI	8.93	N/I



031513 JUNCOES



+351 244 800 160
+351 244 802 323



geral@canalcentro.pt
info@canalcentro.pt



R. do Bailadouro s/nº,
2410-211 Pousos

031513		JUNCOES			
03151301		JUNCOES ROSCAR/SOLDAR LATAO			
03.15.13.01.006012	JUNCAO LATAO 1/4X12	UNI	2.29	N/I	
03.15.13.01.006015	JUNCAO LATAO 1/4X15	UNI	3.58	N/I	
03.15.13.01.006018	JUNCAO LATAO 1/4X18	UNI	4.60	N/I	
03.15.13.01.006022	JUNCAO LATAO 1/4X22	UNI	5.27	N/I	
03.15.13.01.020012	JUNCAO LATAO 1/2X12	UNI	3.78	N/I	
03.15.13.01.020015	JUNCAO LATAO 1/2X15	UNI	3.81	N/I	
03.15.13.01.020018	JUNCAO LATAO 1/2X18	UNI	4.76	N/I	
03.15.13.01.020022	JUNCAO LATAO 1/2X22	UNI	6.00	N/I	
03.15.13.01.020028	JUNCAO LATAO 1/2X28	UNI	7.20	N/I	
03.15.13.01.025015	JUNCAO LATAO 3/4X15	UNI	4.63	N/I	
03.15.13.01.025018	JUNCAO LATAO 3/4X18	UNI	4.70	N/I	
03.15.13.01.025022	JUNCAO LATAO 3/4X22	UNI	6.00	N/I	
03151302		JUNCOES SOLDAR LATAO			
03.15.13.02.01	JUNCAO SIMPLES 12	UNI	2.32	N/I	
03.15.13.02.02	JUNCAO SIMPLES 15	UNI	2.45	N/I	
03.15.13.02.03	JUNCAO SIMPLES 18	UNI	2.96	N/I	
03151303		JUNCOES TRANSICAO PE/METAL			
03.15.13.03.01	JUNC. TRANS. PE/METAL C/JUNTA ESF. 20X3/4 F	UNI	17.50	N/I	
03.15.13.03.02	JUNC. TRANS. PE/METAL C/JUNTA ESF. 32X3/4 F	UNI	32.42	N/I	



031514		TERMINAIS			
03151401		TERMINAIS LATAO P/SOLDAR			
03.15.14.01.001	TERMINAL LATAO P/SOLDAR 10	UNI	0.49	N/I	
03.15.14.01.01	TERMINAL LATAO P/SOLDAR 12	UNI	0.63	N/I	
03.15.14.01.02	TERMINAL LATAO P/SOLDAR 15	UNI	0.71	N/I	
03.15.14.01.03	TERMINAL LATAO P/SOLDAR 18	UNI	1.20	N/I	
03.15.14.01.04	TERMINAL LATAO P/SOLDAR 22	UNI	1.27	N/I	
03.15.14.01.05	TERMINAL LATAO 18 P/PORCA 1	UNI	1.36	N/I	
03.15.14.01.06	TERMINAL LATAO 22 P/PORCA 1	UNI	1.43	N/I	
03.15.14.01.07	TERMINAL LATAO 18 P/PORCA 11/4	UNI	1.75	N/I	
03.15.14.01.08	TERMINAL LATAO 22 P/PORCA 11/4	UNI	2.08	N/I	
03.15.14.01.09	TERMINAL LATAO 28 P/PORCA 11/4 NPT	UNI	3.45	N/I	
03.15.14.01.10	TERMINAL LATAO 15 P/PORCA 3/4	UNI	1.11	N/I	
03.15.14.01.11	TERMINAL LATAO 18 P/PORCA 3/4	UNI	1.11	N/I	
03.15.14.01.12	TERMINAL LATAO 18 P/PORCA 1/2	UNI	1.11	N/I	
03151402		TERMINAIS LATAO P/PORCA CONTADOR 7/8"			
03.15.14.02.012	TERMINAL LATAO P/CONTADOR 12	UNI	1.10	N/I	
03.15.14.02.015	TERMINAL LATAO P/CONTADOR 15	UNI	1.17	N/I	
03.15.14.02.018	TERMINAL LATAO P/CONTADOR 18	UNI	1.23	N/I	
03.15.14.02.022	TERMINAL LATAO P/CONTADOR 22	UNI	2.94	N/I	
03151403		TERMINAIS LATAO ESPECIAIS			
03.15.14.03.01	TERMINAL LIRA 1/4 NPT	UNI	0.97	N/I	
03.15.14.03.02	TERMINAL POL LATAO	UNI	1.78	N/I	



03151404		TERMINAIS LATAO C/FURO LATERAL 1/4 GN			
03.15.14.04.01	TERMINAL LAT. 22 C/FURO LATERAL 1/4 GN	UNI	5.04	N/I	
03.15.14.04.02	TERMINAL LAT. 28 C/FURO LATERAL 1/4 GN	UNI	5.04	N/I	
03151405		TERMINAIS LATAO ABOCARDADOS			
03.15.14.05.00	TERMINAL LATAO ABOCARD. 12X(20X1,5ISO)	UNI	1.40	N/I	
03.15.14.05.01	TERMINAL LATAO ABOCARD. 15X(20X1,5ISO)	UNI	1.62	N/I	
03.15.14.05.02	TERMINAL LATAO ABOCARD. 18X(20X1,5ISO)	UNI	1.64	N/I	
03.15.14.05.03	TERMINAL LATAO ABOCARD. 22X(20X1,5ISO)	UNI	3.64	N/I	
03.15.14.05.04	TERMINAL LATAO ABOCARDADO 22X7/8	UNI	2.94	N/I	
03.15.14.05.05	TERMINAL LATAO ABOCARDADO 28X7/8	UNI	4.45	N/I	
03.15.14.05.06	TERMINAL LATAO ABOCARDADO 15X1/2	UNI	1.62	N/I	
03.15.14.05.07	TERMINAL LATAO ABOCARDADO 18X1/2	UNI	1.64	N/I	
03.15.14.05.08	TERMINAL LATAO ABOCARDADO 22X1/2	UNI	1.98	N/I	



031514		TERMINAIS			
03151406		TERMINAIS COBRE ABOCARDADOS REF.1359GLCU			
03.15.14.06.01		TERMINAL ABOCARD.COBRE 1/2X12 4529	UNI	0.82	N/I
03.15.14.06.02		TERMINAL ABOCARD.COBRE 1/2X14 4530	UNI	0.89	N/I
03.15.14.06.03		TERMINAL ABOCARD.COBRE 1/2X15 4531	UNI	0.81	N/I
03.15.14.06.04		TERMINAL ABOCARD.COBRE 1/2X18 4533	UNI	1.00	N/I
03.15.14.06.05		TERMINAL ABOCARD.COBRE 1/2X22 4534	UNI	1.63	N/I
03.15.14.06.06		TERMINAL ABOCARD.COBRE 3/4X15 4536	UNI	1.40	N/I
03.15.14.06.07		TERMINAL ABOCARD.COBRE 3/4X18 4538	UNI	1.28	N/I
03.15.14.06.08		TERMINAL ABOCARD.COBRE 3/4X22 4539	UNI	1.22	N/I
03.15.14.06.09		TERMINAL ABOCARD.COBRE 3/4X28 4540	UNI	2.50	N/I
03.15.14.06.11		TERMINAL ABOCARD.COBRE 1X22 4542	UNI	2.16	N/I
03.15.14.06.12		TERMINAL ABOCARD.COBRE 1X28 4543	UNI	2.51	N/I
03.15.14.06.13		TERMINAL ABOCARD.COBRE 11/4X22	UNI	4.31	N/I
03.15.14.06.14		TERMINAL ABOCARD.COBRE 11/4X28 4544	UNI	4.77	N/I
03.15.14.06.15		TERMINAL ABOCARD.COBRE 11/4X35 4545	UNI	4.65	N/I
03.15.14.06.17		TERMINAL ABOCARD.COBRE 11/2X42 4546	UNI	5.95	N/I
03.15.14.06.18		TERMINAL ABOCARD.COBRE 2X54 4547	UNI	11.75	N/I
03.15.14.06.19		TERMINAL ABO..COBRE 15X(20X1,5ISO) V4531	UNI	1.09	N/I
03.15.14.06.20		TERMINAL ABOC.COBRE 18X(20X1,5ISO) V4533	UNI	1.33	N/I
03.15.14.06.22		TERMINAL ABOCARD.COBRE 7/8X18	UNI	1.91	N/I
03.15.14.06.23		TERMINAL ABOCARD.COBRE 7/8X22	UNI	1.89	N/I
03.15.14.06.24		TERMINAL ABOCARD.COBRE 7/8X28	UNI	2.28	N/I
03.15.14.06.25		TERMINAL ABOCARD.COBRE 7/8X15	UNI	1.89	N/I
03151407		TERMINAIS ABOC.CURVOS 90. COB.R.100ZAGCU			
03.15.14.07.02		TERM.ABOCARD.CURVO 90.COBRE 1/2X15 4563	UNI	1.53	N/I
03.15.14.07.03		TERM.ABOCARD.CURVO 90.COBRE 1/2X18 4565	UNI	1.76	N/I
03.15.14.07.04		TERM.ABOCARD.CURVO 90.COBRE 1/2X22	UNI	2.02	N/I
03.15.14.07.05		TERM.ABOCARD.CURVO 90.COBRE 3/4X15 4568	UNI	2.28	N/I
03.15.14.07.06		TERM.ABOCARD.CURVO 90.COBRE 3/4X18 4570	UNI	2.16	N/I
03.15.14.07.07		TERM.ABOCARD.CURVO 90.COBRE 3/4X22 4572	UNI	2.21	N/I



031515		PORTAS BORRACHA			
03151501		PORTAS BORRACHA P/GAS			
03.15.15.01.01		PORTA BORRACHA P/PORCA 20X1,5ISO	UNI	1.09	N/I
03.15.15.01.02		PORTA BORRACHA P/PORCA GN 3/4	UNI	1.65	N/I
03.15.15.01.03		PORTA BORRACHA P/PORCA GN 1	UNI	2.08	N/I
03.15.15.01.04		PORTA BORRACHA 1/4 M NPT	UNI	0.95	N/I
03.15.15.01.05		PORTA BORRACHA 3/8 M NPT	UNI	1.31	N/I
03.15.15.01.06		PORTA BORRACHA 1/2 M NPT	UNI	2.48	N/I
03.15.15.01.07		PORTA BORRACHA 1/4 F NPT	UNI	1.11	N/I
03.15.15.01.08		PORTA BORRACHA P/SOLDAR 10	UNI	0.65	N/I
03.15.15.01.09		PORTA BORRACHA P/SOLDAR 12	UNI	0.96	N/I
03.15.15.01.10		PORTA BORRACHA P/SOLDAR 15	UNI	1.10	N/I
03.15.15.01.11		PORTA BORRACHA P/SOLDAR 18	UNI	1.40	N/I
03.15.15.01.12		PORTA BORRACHA 7/8 MACHO NPT	UNI	1.96	N/I
03.15.15.01.13		PORTA BORRACHA P/SOLDAR 15 GN	UNI	1.30	N/I
03.15.15.01.14		PORTA BORRACHA 1/2 M G.N.	UNI	2.13	N/I
03.15.15.01.15		PORTA BORRACHA P/SOLDAR 18 GN	UNI	1.47	N/I



031516		PORCAS			
03151601		PORCAS LATAO ROSCA ISO			
03.15.16.01.01		PORCA LATAO 20X1,5 ISO	UNI	0.79	N/I
03.15.16.01.02		PORCA LATAO 20X1,5 ISO CROM.	UNI	0.67	N/I
03.15.16.01.03		PORCA LATAO 24X1,5 ISO	UNI	1.00	N/I
03.15.16.01.04		PORCA LATAO 27X1,5 ISO	UNI	1.25	N/I
03.15.16.01.05		PORCA DUPLA LATAO 20X1,5 ISO	UNI	1.92	N/I
03.15.16.01.06		PORCA DUPLA LATAO 1/2	UNI	2.09	N/I
03.15.16.01.07		PORCA DUPLA LATAO 1/2X(20X1,5 ISO)	UNI	1.92	N/I



03151602		PORCAS LATAO ROSCA NORMAL			
03.15.16.02.01		PORCA LATAO 1/2	UNI	0.71	N/I
03.15.16.02.02		PORCA LATAO 3/4	UNI	1.31	N/I
03.15.16.02.03		PORCA LATAO CROM.3/4	UNI	1.38	N/I
03.15.16.02.04		PORCA LATAO 1	UNI	0.85	N/I
03.15.16.02.05		PORCA LATAO CROM. 1	UNI	0.94	N/I



+351 244 800 160
+351 244 802 323



geral@canalcentro.pt
info@canalcentro.pt



R. do Bailadouro s/nº,
2410-211 Pousos



031516		PORCAS		
03.15.16.02.06	PORCA LATAO CROM. 7/8	UNI	1.36	N/1
03.15.16.02.07	PORCA LATAO 11/4	UNI	3.04	N/1
03.15.16.02.08	PORCA LATAO P/CONT. GALLUS 7/8	UNI	1.36	N/1
03151603		PORCAS LATAO ESPECIAIS		
03.15.16.03.01	PORCA POL LATAO	UNI	1.65	N/1



03151604		CONJUNTOS PORCAS		
03.15.16.04.075	CONJ. PORCA TERMINAL P/CONT. G25 2 1/2 AÇO	UNI	39.00	N/1

031517		TAMPOES		
03151701		TAMPOES P/GAS		
03.15.17.01.01	TAMPAO M 7/8	UNI	1.82	N/1
03.15.17.01.02	TAMPAO M 20X1,5ISO	UNI	0.80	N/1
03.15.17.01.03	TAMPAO F 7/8	UNI	1.49	N/1
03.15.17.01.04	TAMPAO F 20X1,5ISO	UNI	0.90	N/1
03.15.17.01.05	TAMPAO M C/SELAGEM 1/2	UNI	0.71	N/1
03.15.17.01.06	TAMPAO M C/SELAGEM 3/4	UNI	1.53	N/1
03.15.17.01.07	TAMPAO M C/SELAGEM 7/8	UNI	1.82	N/1
03.15.17.01.08	TAMPAO M C/SELAGEM 11/4	UNI	3.09	N/1



031518		PATERS		
03151801		PATERS P/GAS GPL		
03.15.18.01.01	PATER LATAO 12X1 FURO	UNI	3.89	N/1
03.15.18.01.02	PATER LATAO 15X1 FURO	UNI	3.89	N/1
03.15.18.01.03	PATER LATAO 18X1 FURO	UNI	4.78	N/1
03.15.18.01.04	PATER LATAO 22X1 FURO	UNI	4.10	N/1
03.15.18.01.05	PATER LATAO 12X2 FUIROS	UNI	4.04	N/1
03.15.18.01.06	PATER LATAO 15X2 FUIROS	UNI	4.05	N/1
03.15.18.01.07	PATER LATAO 18X2 FUIROS	UNI	5.09	N/1
03.15.18.01.08	PATER LATAO 22X2 FUIROS	UNI	5.09	N/1
03151802		PATERS LATAO GN "SOP."		
03.15.18.02.01	PATER LATAO GN 18X1 FURO	UNI	6.29	N/1
03.15.18.02.02	PATER LATAO GN 22X1 FURO	UNI	6.67	N/1
03.15.18.02.03	PATER LATAO GN 18X2 FUIROS	UNI	6.53	N/1
03.15.18.02.04	PATER LATAO GN 22X2 FUIROS	UNI	6.77	N/1
03151803		PATERS LATAO GN "ARCO"		
03.15.18.03.01	PATER LATAO GN ARCO 22X1 FURO 4163	UNI	3.98	N/1
03.15.18.03.02	PATER LATAO GN ARCO 22X2 FURO 4183	UNI	4.42	N/1



03151804		PATERS P/VALVULAS FOGAO GN "ARCO"		
03.15.18.04.01	PATER P/VALV. FOGAO GN ARCO TERM. 18 4185	UNI	8.36	N/1
03.15.18.04.02	PATER P/VALV. FOGAO GN ARCO PASSA. 22 4186	UNI	7.25	N/1
03151805		AUMENTOS P/PATERS		
03.15.18.05.01	AUMENTO P/PATER GPL	UNI	1.40	N/1
03.15.18.05.02	AUMENTO P/PATER GN	UNI	2.30	N/1



031518		PATERS		
03151806	PATERS P/VALVULA FOGAO GPL "ARCO"			
03.15.18.06.01	PATER P/VALV.FOGAO GPL ARCO TERM.15 4187	UNI	7.87	N/I
03.15.18.06.02	PATER P/VALV.FOGAO GPL ARCO PASS.15 4188	UNI	7.87	N/I



031519		PURGADORES		
03151901	PURGADORES P/GAS			
03.15.19.01.01	PURGADOR PETERSON M 1/4 C/TAMPAO	UNI	3.80	N/I

031520		FILTROS		
03152001	FILTROS P/GAS			
03.15.20.01.01	FILTRO P/GAS 20X1,5ISO	UNI	29.60	N/I
03.15.20.01.02	FILTRO P/GAS 1/4 M/F	UNI	6.31	N/I
03.15.20.01.03	FILTRO P/GAS 1/2 M/F	UNI	17.30	N/I
03.15.20.01.04	FILTRO P/GAS 1/4 F/F	UNI	0.00	N/I
03.15.20.01.05	FILTRO P/GAS 1/2 F/F	UNI	0.00	N/I
03.15.20.01.06	FILTRO P/GAS 3/4 F/F	UNI	19.95	N/I
03.15.20.01.07	FILTRO P/GAS 1 F/F	UNI	31.45	N/I
03152002	FILTROS P/GAS ALUMINIO			
03.15.20.02.01	FILTRO P/GAS ALUMINIO 3/4X6BAR	UNI	23.40	N/I
03.15.20.02.02	FILTRO P/GAS ALUMINIO 1X6BAR	UNI	30.40	N/I
03.15.20.02.03	FILTRO P/GAS ALUMINIO 1X2BAR	UNI	0.00	N/I






03152003	FILTROS LATAO P/GAS MODELO "Y" PN20			
03.15.20.03.01	FILTRO LATAO P/GAS MOD.Y PN20 1/2	UNI	2.72	N/I
03.15.20.03.02	FILTRO LATAO P/GAS MOD.Y PN20 3/4	UNI	3.74	N/I
03.15.20.03.03	FILTRO LATAO P/GAS MOD.Y PN20 1	UNI	5.09	N/I
03.15.20.03.04	FILTRO LATAO P/GAS MOD.Y PN20 1 1/4	UNI	8.15	N/I
03.15.20.03.05	FILTRO LATAO P/GAS MOD.Y PN20 1 1/2	UNI	10.75	N/I
03.15.20.03.06	FILTRO LATAO P/GAS MOD.Y PN20 2	UNI	16.98	N/I

031521		COLECTORES		
03152101	COLECTORES DUPLOS P/GAS			
03.15.21.01.01	COLECT.DUP.C/R V-82 ARCO (20X1,5ISO)615	UNI	14.91	N/I
03.15.21.01.03	COLECTOR LATAO C/2 ENT.20X1,5ISO	UNI	12.53	N/I
03.15.21.01.04	COLECTOR LATAO C/3 ENT.20X1,5ISO	UNI	10.87	N/I



031522		CORPOS VALVULAS		
03152201	CORPOS VALVULAS P/PATERS GPL			
03.15.22.01.01	CORPO VALV.V-82 ARCO (20X1,5ISO)BL849	UNI	10.42	N/I
03152203	PARAFUSOS P/CORPOS VALVULAS			
03.15.22.03.01	PARAFUSO P/CORPO VALV.2CM	UNI	0.05	N/I
03.15.22.03.02	PARAFUSO P/CORPO VALV.3CM	UNI	0.05	N/I
03.15.22.03.03	PARAFUSO P/CORPO VALV.5CM	UNI	0.08	N/I
031523		VALVULAS		
03152301	VALVULAS P/GAS - DIVERSAS			
03.15.23.01.01	VALVULA M/F ANTI-RETOR.20X1,5ISO M/B	UNI	3.09	N/I
03.15.23.01.03	VALVULA PORTA MANOMETRO FXF 1/4	UNI	4.70	N/I



031523		VALVULAS				
	03152302	VALVULAS P/GAS "ARCO"				
	03.15.23.02.001	VALVULA V-82 M/M 1/2X1/2 907	UNI	4.09	N/I	
	03.15.23.02.01	VALVULA C/R V-82 20X1,5 ISO 922	UNI	4.98	N/I	
	03.15.23.02.02	VALVULA C/R V-83 CROMA.3/4X3/4 610	UNI	7.29	N/I	
	03.15.23.02.03	VALVULA C/R V-90 20X1,5ISO 917	UNI	5.47	N/I	
	03.15.23.02.04	VALVULA C/R V-92 M/F 3/4 839	UNI	10.61	N/I	
	03.15.23.02.05	VALVULA TER GAS M/M PALANCA 1/2 516	UNI	5.25	N/I	
	03.15.23.02.06	VALVULA TER GAS M/M PALANCA 3/4 501	UNI	5.78	N/I	
	03.15.23.02.07	VALVULA TER GAS M/M PALANCA 1 503	UNI	10.04	N/I	
	03.15.23.02.08	VALVULA TER GAS M/M PALANCA 11/4 505	UNI	17.62	N/I	
	03.15.23.02.09	VALVULA TER GAS M/M PALANCA 11/2 507	UNI	35.12	N/I	
	03.15.23.02.10	VALVULA TER GAS M/M PALANCA 2 508	UNI	65.63	N/I	
	03.15.23.02.11	VALVULA TER GAS M/M PALANCA 21/2 509	UNI	122.14	N/I	
	03.15.23.02.12	VALVULA TER GAS M/M MARIPOSA 1/2 517	UNI	4.69	N/I	
	03.15.23.02.13	VALVULA TER GAS M/M MARIPOSA 3/4 502	UNI	5.67	N/I	
	03.15.23.02.14	VALVULA TER GAS M/M MARIPOSA 1 504	UNI	10.38	N/I	
	03.15.23.02.15	VALVULA TER GAS M/M MARIPOSA 11/4 506	UNI	22.70	N/I	
	03.15.23.02.16	VALVULA TER GAS M/F MARIPOSA 1/2 580	UNI	6.98	N/I	
	03.15.23.02.17	VALVULA TER GAS M/F MARIPOSA 3/4 581	UNI	7.89	N/I	
	03.15.23.02.19	VALV. TER GAS M/M C/PAT. MARIPOSA 1/2 603	UNI	7.91	N/I	
	03.15.23.02.20	VALV. TER GAS M/M C/PAT. MARIPOSA 3/4 600	UNI	8.36	N/I	
	03.15.23.02.21	VALV. TER GAS M/M C/PAT. PALANCA 1/2 604	UNI	9.70	N/I	
	03.15.23.02.22	VALV. TER GAS M/M C/PAT. PALANCA 3/4 605	UNI	10.40	N/I	
	03.15.23.02.23	VALV. TER GAS MARIP. C/PORCA LOUC.3/4 596	UNI	9.86	N/I	
	03.15.23.02.24	VALV. TER GAS MARIP. C/PORCA LOUCA 1 598	UNI	18.04	N/I	
	03.15.23.02.25	VALV. TER GAS MARIP. C/PORCA LOUC. 11/4 515	UNI	21.64	N/I	
	03.15.23.02.26	VALV. TER GAS PALANCA C/POR. LOU. 11/4 512	UNI	26.36	N/I	
	03.15.23.02.27	VALV. TER GAS MAR. 3/4 MX11/4 POR. LO. PT002	UNI	8.91	N/I	
	03.15.23.02.28	VALV. ESQ. TER GAS 11/4 MX11/4 C/P. LOU. 536	UNI	22.75	N/I	
	03.15.23.02.29	VALV. TER GAS MARIP. C/PORCA LOUC. 7/8 511	UNI	12.90	N/I	
	03.15.23.02.30	VALV. TER GAS MARIPO. C/PAT. 20X1,5ISO 616	UNI	6.51	N/I	
		03152303	VALVULAS ESFERA SERIE MINO "ARCO"			
		03.15.23.03.01	VALVULA ESF. F/F MINO 2000 1/4 M1100	UNI	5.51	N/I
03.15.23.03.02		VALVULA ESF. F/F MINO 2000 3/8 M1101	UNI	6.92	N/I	
03.15.23.03.03		VALVULA ESF. F/F MINO 2000 1/2 M1102	UNI	5.22	N/I	
03.15.23.03.04		VALVULA ESF. F/F MINO 2000 3/4 M1103	UNI	7.35	N/I	
03.15.23.03.05		VALVULA ESF. F/F MINO 2000 1 M1104	UNI	11.53	N/I	
03.15.23.03.06		VALVULA ESF. F/F MINO 2000 11/4 M1105	UNI	25.18	N/I	
03.15.23.03.07		VALVULA ESF. F/F MINO 2000 11/2 M1106	UNI	37.63	N/I	
03.15.23.03.08		VALVULA ESF. F/F MINO 2000 2 M1107	UNI	55.98	N/I	
03.15.23.03.09		VALVULA ESF. F/F MINO 2000 21/2 M1108	UNI	79.30	N/I	
	03152305	VALVULAS P/FOGAO "ARCO" GN				
	03.15.23.05.01	VALV. P/FOGAO S/PATER GN ARCO BL875	UNI	13.15	N/I	
03.15.23.05.02	CORPO VALVULA ARCO 3/4 GN BL851	UNI	12.20	N/I		
03152306	VALVULAS C/GERAL P/CAIXA ENT. EDIFICIO					
	03.15.23.06.01	VALV. C/GERAL C/SEGURANÇA PE 20X3/4	UNI	28.60	N/I	
	03.15.23.06.02	VALV. C/GERAL CONIC. C/BASE SEGURANCA 3/4	UNI	19.62	N/I	
03.15.23.06.03	VALVULA CONICA C/BASE SEGUR. 3/4 M PEA 32	UNI	34.06	N/I		
03152307	VALVULAS ESFERA C/PORTA BORRACHA					
	03.15.23.07.01	VALV. ESF. C/PORTA BOR. ESQUAD. G. CID 1/2	UNI	2.34	N/I	
	03.15.23.07.02	VALV. ESF. C/PORTA BOR. DIREITA G. CID. 1/2	UNI	2.34	N/I	
	03.15.23.07.03	VALV. ESF. ESQUADRIA G. N. M/M 1/2	UNI	3.69	N/I	
	03.15.23.07.04	VALV. ESF. C/PORTA BOR. DIRT. BOTIJA 1/2	UNI	2.34	N/I	
	03.15.23.07.05	VALV. ESF. C/PORTA BORR. ESQUAD. BOTIJA 1/2	UNI	2.34	N/I	
	03.15.23.07.06	VALV. ESF. ESQUADRIA M/M 3/4X3/4	UNI	3.70	N/I	
03152308	VALVULAS ESFERA TER GAS P/SOLDAR "ARCO"					
	03.15.23.08.15	VALV. ESF. TER GAS M. MARIP. P/SOLDAR 15	UNI	5.45	N/I	
	03.15.23.08.18	VALV. ESF. TER GAS M. MARIP. P/SOLDAR 18	UNI	6.02	N/I	
	03.15.23.08.22	VALV. ESF. TER GAS M. MARIP. P/SOLDAR 22	UNI	7.75	N/I	

031525 BLOCOS INVERSOES

+351 244 800 160
+351 244 802 323geral@canalcentro.pt
info@canalcentro.ptR. do Bailadouro s/nº,
2410-211 Pousos

031525		BLOCOS INVERSOES		
03152502		BLOCOS INVERSOES CLESSE MANDET		
03.15.25.02.02	BLOCO INV.CLESSE MANDET 165C 10BAR	UNI	65.15	N/I
03.15.25.02.03	BLOCO INV.CLESSE MANDET 175CS 20BAR	UNI	108.86	N/I
03.15.25.02.04	MAGISCOPIO P-95 P/BLO.INVER.CLESSE MAND.	UNI	16.11	N/I
03.15.25.02.05	BLOCO INVERS.AUT.RECA 924/10KG C/MAGISC.	UNI	39.00	N/I
03.15.25.02.07	BLOCO INV.CLESSE MANDET 175 12BAR	UNI	76.09	N/I



031526		REDUTORES/ REGULADORES/ LIMTADORES GPL		
03152601		REDUTORES P/GAS GPL		
03.15.26.01.001	RED.SEGUR.39MBAR CLESSE MANDET B3 641500	UNI	26.32	N/I
03.15.26.01.01	RED.SEG.39MBAR CLESSE M.S-39 REF.6455900	UNI	34.68	N/I
03.15.26.01.02	RED.COMET P/FIX.0,5BAR-12KG REF.2281	UNI	30.81	N/I
03.15.26.01.03	RED.COMET P/FIX.1,5BAR-12KG REF.2283	UNI	22.81	N/I
03.15.26.01.04	RED.COMET C/MANOM.VAR.12KG REF.2293 RX	UNI	34.19	N/I
03.15.26.01.05	RED.COMET C/MANOM.VAR.25KG REF.2363	UNI	40.48	N/I
03.15.26.01.06	RED.NOVA COMET 37MBAR-5KG REF.1803	UNI	21.84	N/I
03.15.26.01.07	RED.NOVA COMET 50MBAR-4KG REF.1838	UNI	12.48	N/I
03.15.26.01.08	RED.NOVA COMET 67MBAR-5KG REF.1803	UNI	16.96	N/I
03.15.26.01.09	RED.NOVA COMET 37MBAR-10KG 860AA	UNI	37.45	N/I
03.15.26.01.10	RED.NOVA COMET 50MBAR-12KG REF.975	UNI	32.82	N/I
03.15.26.01.11	RED.NOVA COMET 67MBAR-12KG REF.917	UNI	42.21	N/I
03.15.26.01.12	RED.CLESS.MANDET 37MBAR-6KG REF.455C	UNI	22.54	N/I
03.15.26.01.120	RED.CLESS.MANDET 100MBAR-4KG REF.455C	UNI	20.98	N/I
03.15.26.01.13	RED.CLESSE MANDET 1,5BAR-10KG REF.333	UNI	33.18	N/I
03.15.26.01.14	RED.37 MBAR X 30 KG REF.2303	UNI	0.00	N/I
03.15.26.01.15	RED.NOVA COMET 30MBAR-4KG REF.1830	UNI	27.80	N/I
03152602		LIMITADORES PRESSAO GPL		
03.15.26.02.01	LIMITA.PRESSAO CLESSE MANDET REF.233	UNI	31.50	N/I
03.15.26.02.02	LIMITADOR N/COMET 2350 25KG/H	UNI	41.77	N/I
03.15.26.02.LIM45	LIMITA.PRESSAO RECA 1.75 B.0KG/H LIM145	UNI	19.18	N/I



03152603		REDUTORES P/GAS GPL		
03.15.26.03.01	REDUTOR RECA 100 MBAR /4KG	UNI	9.46	N/I
03.15.26.03.02	REDUTOR RECA 150 MBAR /4KG	UNI	7.45	N/I
03.15.26.03.03	REDUTOR RECA 200 MBAR /6KG	UNI	12.14	N/I
03.15.26.03.04	REDUTOR RECA 300 MBAR /6KG	UNI	12.76	N/I
03.15.26.03.05	REDUTOR RECA 500 MBAR /6KG	UNI	12.14	N/I
03152604		REGULADORES P/GAS		
03.15.26.04.REG360	REGULADOR RECA -12 KG P.S. 1.5 BAR		12.91	N/I
03.15.26.04.REG365	REGULADOR RECA - 37 MBAR 4 KG		7.09	N/I

031527		REDUTORES/ REGULADORES/ LIMITADORES GN		
03152701		REDUTORES P/GN		
03.15.27.01.001	REDUTOR ROCKWELL 140 A 420 MBAR 70KG/H	UNI	152.69	N/I
03152703		REGULADORES P/GN		
03.15.27.03.010	REG.MANU.ESQ.GN RECGAS 22MBAR 11/4	UNI	19.97	N/I
03.15.27.03.03	REG.AUTO.ESQ.GN RECGAS 37MBAR 11/4	UNI	19.50	N/I
03.15.27.03.04	REG.AUTO.ESQ.GN RECGAS 22MBAR 11/4	UNI	21.58	N/I
03.15.27.03.050	REG.ENT.EDIFI.PIETRO FIO. FE25 22 MB GN	UNI	79.56	N/I
03.15.27.03.058	REG.ENT.EDIFI.PIETRO FIO. FE25 100 MB GN	UNI	68.71	N/I
03.15.27.03.06	REG.ENT.EDIFI.PIETRO FIO. FE25 150 MB GN	UNI	79.56	N/I
03.15.27.03.060	REGUL.FIORENTINI FES 150MBAR 50 M3/H 90°	UNI	155.41	N/I
03.15.27.03.061	REG.FIORENTINI 100MBAR 60 M3/H 1F-S1 1/2	UNI	456.93	N/I
03.15.27.03.07	REG.PRES.GN MESURA 3/4X25M3H 22MBAR	UNI	94.77	N/I
03.15.27.03.08	REG.AUTO.LINHA GN RECGAS 22MBAR 11/4	UNI	21.03	N/I
03.15.27.03.09	REG.AUTO.LINHA GN RECGAS 37MBAR 11/4	UNI	18.90	N/I
03.15.27.03.10	REG.AUTO.LINHA GN RECGAS 22MBAR 3/4X3/4	UNI	18.46	N/I
03.15.27.03.15	REGULADOR REGO LV 4403 70 A 350MBAR 50KG	UNI	70.61	N/I
03.15.27.03.20	ESTABILIZADOR S/FILTRO 1 BAR 18-40 MBAR	UNI	62.97	N/I
03.15.27.03.21	MOLA P/REGULADOR 40-110 MBAR	UNI	4.28	N/I



031527		REDUTORES/ REGULADORES/ LIMITADORES GN			
03152704	ESTABILIZADOR DE PRESSAO C/FILTRO				
03.15.27.04.032	ESTABILIZADOR PRESSAO C/FILTRO 1	UNI	34.88	N/I	



03152705	ESTABILIZADOR DE PRESSAO S/FILTRO				
03.15.27.05.025	ESTABILIZADOR PRESSAO S/FILTRO 3/4	UNI	47.73	N/I	
03.15.27.05.032	ESTABILIZADOR PRESSAO S/FILTRO 1	UNI	47.73	N/I	
03.15.27.05.040	ESTABILIZADOR PRESSAO S/FILTRO 1 1/4	UNI	105.44	N/I	



03152706	ESTABILIZADORES C/FILTRO				
03.15.27.06.025	ESTABILIZAD. C/FILT. P. MAX. 1BAR 40m3/h 3/4	UNI	37.25	N/I	
03.15.27.06.032	ESTABILIZADOR C/FILTRO P. MAX 1BAR 40M3/H	UNI	55.72	N/I	
03152707	ESTABILIZADORES RECARGAS PRESSAO				
03.15.27.07.018	ESTAB. AUTO. LINHA GN RECARGAS 22MBAR 18/65	UNI	22.69	N/I	

031528		LIGACOES			
03152801	LIGACOES A TERRA				
03.15.28.01.00	LIGACAO TERRA EM COBRE 18	UNI	10.40	N/I	
03.15.28.01.01	LIGACAO TERRA EM COBRE 22	UNI	10.40	N/I	
03.15.28.01.02	LIGACAO TERRA EM COBRE 28	UNI	10.40	N/I	
03.15.28.01.03	LIGACAO TERRA EM COBRE 35	UNI	10.40	N/I	



03152802	ELECTRODOS A TERRA				
03.15.28.02.01	ELECTRODO CU 1 METRO C/B	UNI	5.82	N/I	
03.15.28.02.010	ELECTRODO CU 1,5 METRO C/B	UNI	7.18	N/I	
03.15.28.02.02	ABRACADEIRA P/ELECTRODO TERRA	UNI	0.76	N/I	



031529		BICHAS EXTENSIVEIS ACO INOX P/GN			
03152901	BICHAS EXTENSIV. ACO INOX M/F 1/2" X 1/2"				
03.15.29.01.01	BICHA EXT. ACO INOX M/F 1/2X1/2 100/170	UNI	4.76	N/I	
03.15.29.01.02	BICHA EXT. ACO INOX M/F 1/2X1/2 200/340	UNI	6.79	N/I	
03.15.29.01.020	BICHA EXT. ACO INOX M/F 1/2X1/2 300/470	UNI	6.06	N/I	
03.15.29.01.03	BICHA EXT. ACO INOX M/F 1/2X1/2 500/850	UNI	9.96	N/I	
03.15.29.01.04	BICHA EXT. ACO INOX M/F 1/2X1/2 750/1275	UNI	12.92	N/I	



03152902	BICHAS EXTENSIV. ACO INOX F/F 1/2" X 1/2"				
03.15.29.02.01	BICHA EXT. ACO INOX F/F 1/2X1/2 100/170	UNI	5.88	N/I	
03.15.29.02.010	BICHA EXT. ACO INOX F/F 1/2X1/2 150/255	UNI	6.02	N/I	
03.15.29.02.02	BICHA EXT. ACO INOX F/F 1/2 X1/2 200/340	UNI	6.30	N/I	
03.15.29.02.020	BICHA EXT. ACO INOX F/F 1/2 X1/2 300/510	UNI	6.95	N/I	
03.15.29.02.03	BICHA EXT. ACO INOX F/F 1/2 X1/2 500/850	UNI	8.99	N/I	
03.15.29.02.04	BICHA EXT. ACO INOX F/F 1/2 X1/2 750/1275	UNI	11.80	N/I	



031529 BICHAS EXTENSIVEIS ACO INOX P/GN				
03.15.29.02.05	BICHA EX.ACO INOX F/F 1/2 X1/2 1000-1700	UNI	13.88	N/I
03152903 BICHAS EXTENSIV.ACO INOX M/F 1/2"X3/4"				
03.15.29.03.01	BICHA EXT.ACO INOX M/F 1/2X3/4 100/170	UNI	5.63	N/I
03.15.29.03.02	BICHA EXT.ACO INOX M/F 1/2X3/4 200/340	UNI	7.07	N/I
03.15.29.03.03	BICHA EXT.ACO INOX M/F 1/2X3/4 300/510	UNI	7.52	N/I
03152904 BICHAS EXTENSIV.ACO INOX M/F 3/4"X3/4"				
03.15.29.04.01	BICHA EXT.ACO INOX M/F 3/4X3/4 100/170	UNI	7.10	N/I
03.15.29.04.02	BICHA EXT.ACO INOX M/F 3/4X3/4 200/340	UNI	7.22	N/I
03152905 BICHAS EXTENSIV.ACO INOX F/F 3/4"X3/4"				
03.15.29.05.01	BICHA EXT.ACO INOX F/F 3/4X3/4 100/170	UNI	8.30	N/I
03.15.29.05.02	BICHA EXT.ACO INOX F/F 3/4X3/4 200/340	UNI	8.85	N/I
03.15.29.05.020	BICHA EXT.ACO INOX F/F 3/4X3/4 300/510	UNI	10.30	N/I
03.15.29.05.03	BICHA EXT.ACO INOX F/F 3/4X3/4 500/850	UNI	12.15	N/I
03.15.29.05.04	BICHA EXT.ACO INOX F/F 3/4X3/4 750/1275	UNI	15.00	N/I
03.15.29.05.05	BICHA EXT.ACO INOX F/F 3/4X3/4 1000/1700	UNI	17.70	N/I
03152906 BICHAS EXTENSIV.ACO INOX F/F 3/4"X1/2"				
03.15.29.06.01	BICHA EXT.ACO INOX F/F 3/4X1/2 100/170	UNI	6.33	N/I
03.15.29.06.02	BICHA EXT.ACO INOX F/F 3/4X1/2 200/340	UNI	7.70	N/I
03.15.29.06.020	BICHA EXT.ACO INOX F/F 3/4X1/2 300/510	UNI	8.38	N/I
03.15.29.06.03	BICHA EXT.ACO INOX F/F 3/4X1/2 500/850	UNI	10.58	N/I
03152907 CASQUILHOS M/F CROMADOS P/BICHAS EXTENS.				
03.15.29.07.01	CASQ.M/F 3/4X1/2 CROM.P/BICHAS INOX	UNI	0.60	N/I
031530 FERRAMENTAS				
03153001 FERRAMENTAS P/GAS				
03.15.30.01.03	PUNHO C/ECON.PROFI.P/MAC.STAND.50002	UNI	34.35	N/I
03.15.30.01.04	QUEIMADOR TUBO INOX REF.52021	UNI	15.68	N/I
03.15.30.01.05	QUEIMADOR TUBO INOX REF.52022	UNI	26.68	N/I
03.15.30.01.06	QUEIMADOR TURBO INOX REF.52023	UNI	27.66	N/I
03.15.30.01.07	QUEIMADOR TUBO INOX REF.52024	UNI	39.91	N/I
03.15.30.01.08	QUEIMADOR CIRCULAR REF.52052	UNI	21.97	N/I



031534 EQUIPAMENTO DE CONTROL P/GAS				
03153401 DETECTORES C/ALARME P/GAS "GECA"				
03.15.34.01.01	DETECTOR C/ALARME G.N. ART.646/M	UNI	44.64	N/I
03.15.34.01.02	DETECTOR C/ALARME G.PROP. ART.646/G	UNI	44.64	N/I
03.15.34.01.03	DETECTOR FUGA C/ALARME G.N.ART.652M	UNI	73.37	N/I
03.15.34.01.04	DETECTOR FUGA C/ALARME G.P.L.ART.652G	UNI	73.37	N/I



03153402 KIT CONTROL E SEGURANCA P/GAS "GECA"				
03.15.34.02.01	KIT G.N.1/2 ART.652/M 220V	UNI	87.79	N/I
03.15.34.02.02	KIT G.N.3/4 ART.652/M 220V	UNI	87.79	N/I
03.15.34.02.03	KIT G.PROP.1/2 ART.652/G 220V	UNI	87.79	N/I
03.15.34.02.04	KIT G.PROP.3/4 ART.652/G 220V	UNI	87.79	N/I



03153403 ELECTROVALVULAS SEGURANCA P/GAS "GECA"				
03.15.34.03.01	ELECTROVALVULA P/GAS 1/2 N.F.1/2	UNI	31.42	N/I
03.15.34.03.02	ELECTROVALVULA P/GAS 3/4 N.F.3/4	UNI	0.00	N/I
03.15.34.03.03	ELECTROVALVULA GECA P.MAX.6BAR 3/4" N.F.	UNI	98.68	N/I
03.15.34.03.04	ELECTROVALVULA GECA R.M.3/4 N.A. 230 VAC	UNI	57.46	N/I



03153404 ELECTROVALVULAS R.M. TECNOGAS



+351 244 800 160
+351 244 802 323



geral@canalcentro.pt
info@canalcentro.pt



R. do Bailadouro s/nº,
2410-211 Pousos

 canalcentro

031534		EQUIPAMENTO DE CONTROL P/GAS		
03.15.34.04.0200	ELECTROVAL.R.M. N.F.1/2 F/F 220V 500MBAR	UNI	40.11	N/1
03.15.34.04.0207	ELECTROVAL.R.M. N.F.3/4 F/F 220V 500MBAR	UNI	40.11	N/1
03.15.34.04.0401	ELECTROVAL.R.M. N.F.1/2 F/F 220V 6 BAR	UNI	57.43	N/1
03.15.34.04.0405	ELECTROVAL.R.M. N.F.3/4 F/F 220V 6 BAR	UNI	57.43	N/1
03153410		DETECTORES C/ALARME P/GAS		
03.15.34.10.01	DETECTOR C/ALARME GAS-GPL	UNI	0.00	N/1
03.15.34.10.02	DETECTOR FUGAS GAS-GN	UNI	85.60	N/1
03.15.34.10.03	KIT DET.GAS C/ELECTROV.3/4 N.A G.N 500MB	UNI	124.80	N/1
03153411		ELECTROVALVULAS SEGURANCA/GAS		
03.15.34.11.01	ELECTROVALV.GAS 1 N.A G.N 500MB	UNI	50.32	N/1

031535		CALHAS & ACESS.PVC "LEGRAND"CANT.CURVOS		
03153501		CALHAS PVC FECR CANT.CURVOS		
03.15.35.01.01	CALHA PVC FECR 32X35 611280	MTS	3.46	N/1
03.15.35.01.02	CALHA PVC FECR 40X70 611260	MTS	5.10	N/1
03.15.35.01.03	CALHA PVC FECR 60X100 611300	MTS	8.44	N/1
03153502		UNIOES FUR		
03.15.35.02.01	UNIAO FUR 33 611287	UNI	1.56	N/1
03.15.35.02.02	UNIAO FUR 47 611267	UNI	1.96	N/1
03.15.35.02.03	UNIAO FUR 610 611307	UNI	2.25	N/1



03153503		ANGULOS PLANOS FAPR		
03.15.35.03.01	ANGULO PLANO FAPR 33 611284	UNI	1.95	N/1
03.15.35.03.02	ANGULO PLANO FAPR 47 611264	UNI	2.78	N/1
03.15.35.03.03	ANGULO PLANO FAPR 610 611304	UNI	4.75	N/1



03153504		ANGULOS INTERIORES FAIR		
03.15.35.04.01	ANGULO INTERIOR FAIR 33 611285	UNI	1.40	N/1
03.15.35.04.02	ANGULO INTERIOR FAIR 47 611265	UNI	2.19	N/1
03.15.35.04.03	ANGULO INTERIOR FAIR 610 611305	UNI	4.07	N/1



03153505		ANGULOS EXTERIORES FAER		
03.15.35.05.01	ANGULO EXTERIOR FAER 33 611286	UNI	1.22	N/1
03.15.35.05.02	ANGULO EXTERIOR FAER 47 611266	UNI	1.84	N/1
03.15.35.05.03	ANGULO EXTERIOR FAER 610 611306	UNI	3.97	N/1



031535 CALHAS & ACESS.PVC "LEGRAND"CANT.CURVOS				
03153506	TAMPAS FINAIS FTFR			
03.15.35.06.01	TAMPA FINAL FTFR 33 611283	UNI	1.24	N/I
03.15.35.06.02	TAMPA FINAL FTFR 47 611263	UNI	1.26	N/I
03.15.35.06.03	TAMPA FINAL FTFR 610 611303	UNI	1.90	N/I



03153507	DERIVACOES EM "T" FDTR			
03.15.35.07.01	DERIVACAO EM T FDTR 33 611288	UNI	2.54	N/I
03.15.35.07.02	DERIVACAO EM T FDTR 47 611268	UNI	5.49	N/I
03.15.35.07.03	DERIVACAO EM T FDTR 610 611308	UNI	7.76	N/I



03153508	EMBELEZADORES DE TORNEIRAS			
03.15.35.08.01	EMBELEZ. TORN. MONOT. FBMR 33 611277	UNI	5.12	N/I
03.15.35.08.02	EMBELEZ. TORN. MONOT. FBMR 47 900804	UNI	4.32	N/I
03.15.35.08.03	EMBELEZ. TORN. MONOT. FBMR 47 900785	UNI	6.15	N/I



03153509	REDUCOES FBRR			
03.15.35.09.01	REDUCAO FBRR 47-33	UNI	6.66	N/I
03.15.35.09.03	REDUCAO FBRR 610-47	UNI	7.88	N/I
03153510	ABRACADEIRAS P/CALHA			
03.15.35.10.01	ABRACADEIRA PORTA CALHA FAC 611380	UNI	1.09	N/I
03.15.35.10.02	ABRACADEIRA PORTA CALHA FAS 611381	UNI	0.93	N/I

